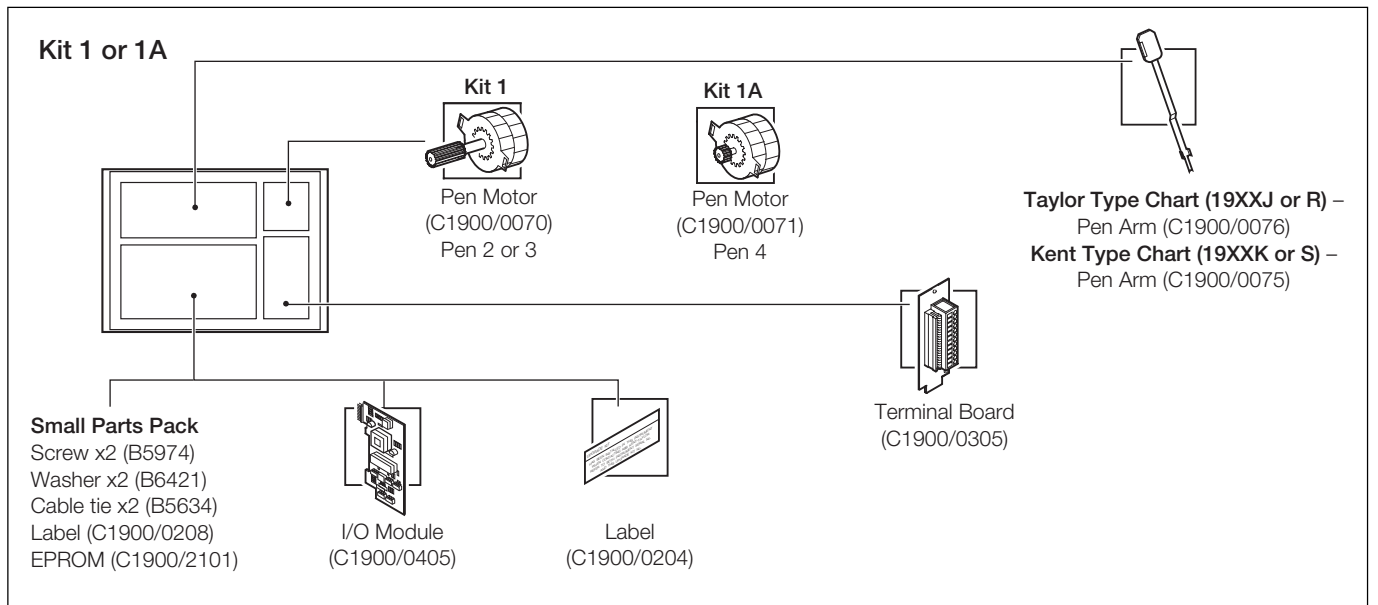


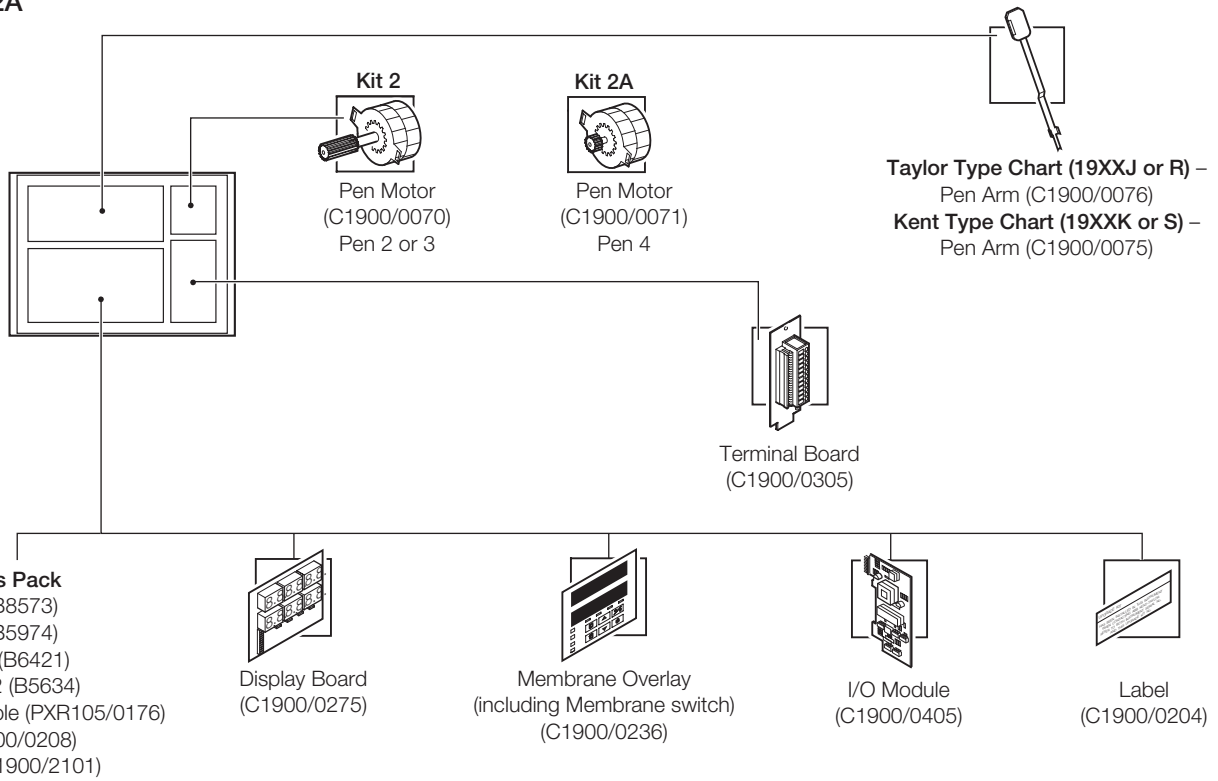
Contents of Upgrade Kits

The installation of upgrade kits must be carried out by trained technicians. Observe anti-static precautions when handling any PCBs. Refer to the Agents Guide (Part No. IM/C1900-AGN) for full fitting and programming information for all upgrades.

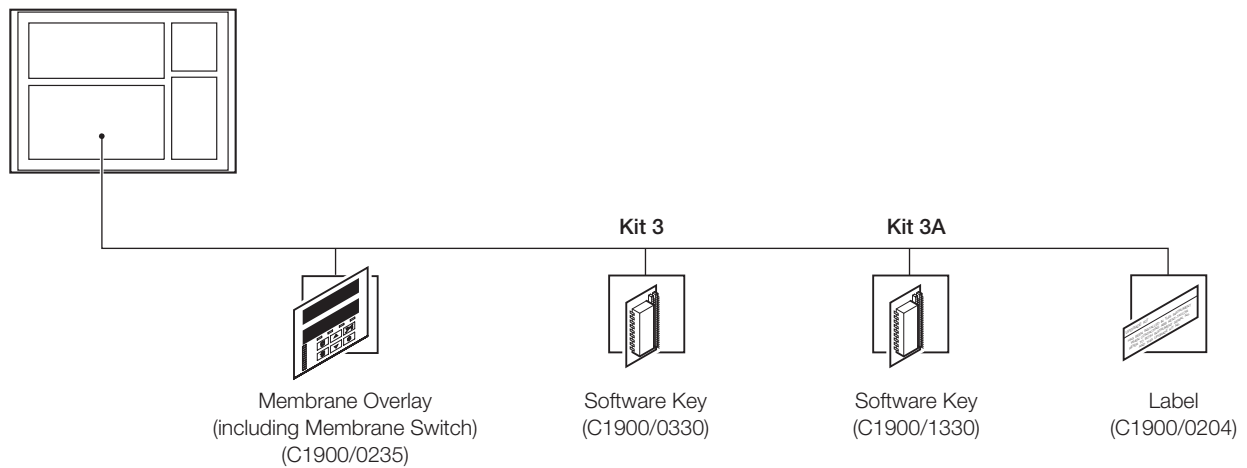
Kit Number	Purpose	Part No. Taylor Type Chart (19XXJ or R)	Part No. Kent Type Chart (19XXK or S)
Kit 1	Pen 2 or 3 upgrade	C1900/0720	C1900/0726
Kit 1A	Pen 4 upgrade	C1900/0721	C1900/0727
Kit 2	Pen 2 or 3 upgrade (Recorder Overlay)	C1900/0722	C1900/0728
Kit 2A	Pen 4 upgrade (Recorder Overlay)	C1900/0723	C1900/0729
Kit 3	Recorder to Controller upgrade (Mk1 Main Board)	C1900/0724	C1900/0724
Kit 3A	Recorder to Controller upgrade (Mk2 Main Board)	C1900/1701	C1900/1701
Kit 4	Pen 2 upgrade (Controller Overlay)	C1900/0725	C1900/0730
Kit 5	True time event marker	C1900/0708	C1900/0731



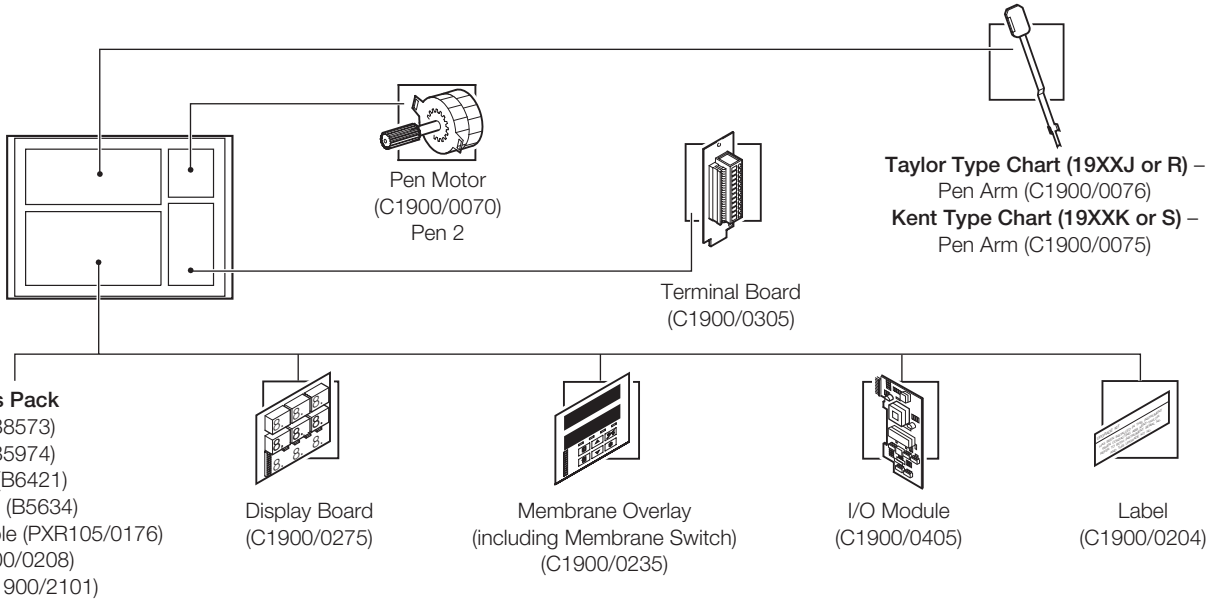
Kit 2 or 2A



Kit 3 or 3A



Kit 4



Kit 5

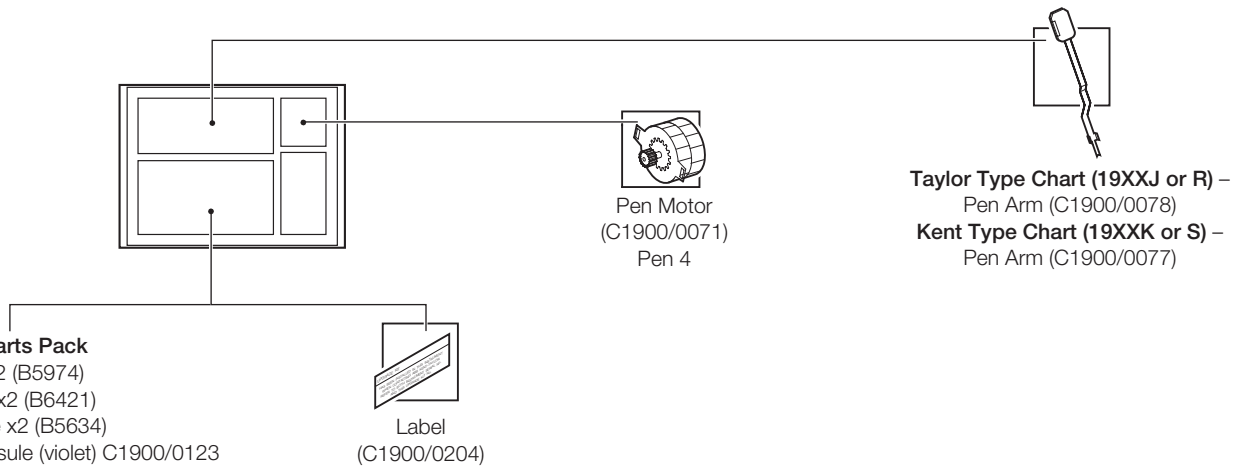


ABB has Sales & Customer Support
expertise in over 100 countries worldwide

www.abb.com

The Company's policy is one of continuous product
improvement and the right is reserved to modify the
information contained herein without notice.

Printed in UK (02.08)

© ABB 2008



ABB Limited
Howard Road, St. Neots
Cambridgeshire, PE19 8EU
UK
Tel: +44 (0)1480-475-321
Fax: +44 (0)1480-217-948

ABB Inc.
125 E. County Line Road
Warminster, PA 18974
USA
Tel: +1 215-674-6000
Fax: +1 215-674-7183